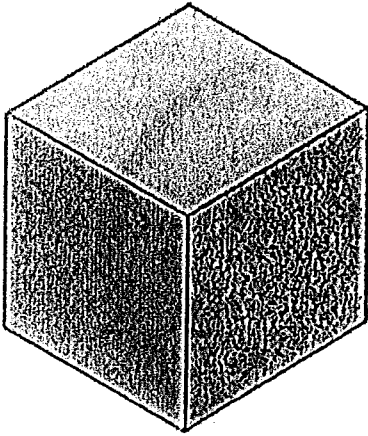
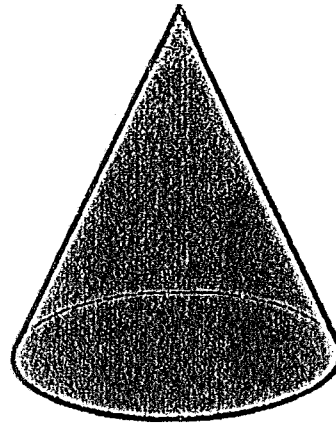


Shapes


Your preschooler should be able to name and describe (how many sides, etc.) the shapes below:




cube



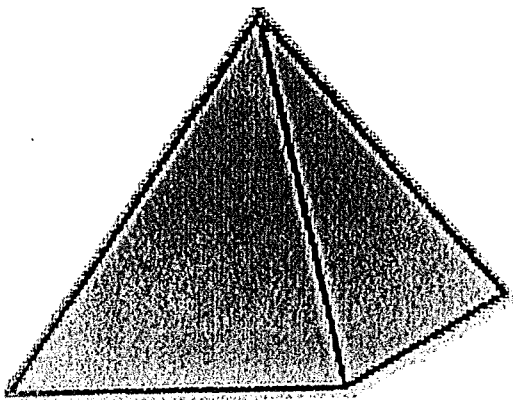
cone



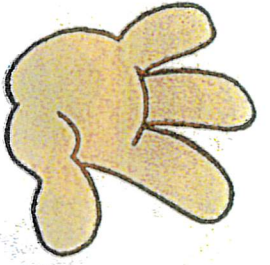
cylinder



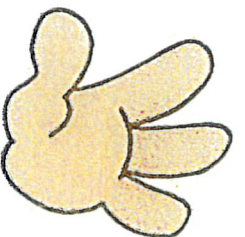
sphere



pyramid



The Hokey Pokey



You put your right foot in,
You put your right foot out;
You put your right foot in,
And you shake it all about.

You do the Hokey-Pokey,

And you turn yourself around.
That's what it's all about!

You put your left foot in,

You put your left foot out;
You put your left foot in,
And you shake it all about.

You do the Hokey-Pokey,

And you turn yourself around.
That's what it's all about!

You put your right hand in,
You put your right hand out;
You put your right hand in,
And you shake it all about.

You do the Hokey-Pokey,

And you turn yourself around.
That's what it's all about!

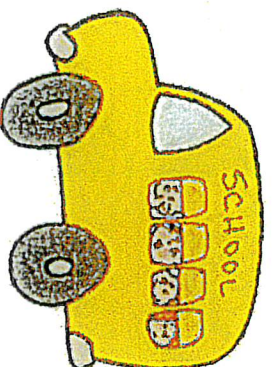
You put your left hand in,

You put your left hand out;
You put your left hand in,
And you shake it all about.

You do the Hokey-Pokey,

And you turn yourself around.
That's what it's all about!

Wheels on the Bus



The wheels on the bus go round and round
Round and round, round and round
The wheels on the bus go round and round
All through the town.
(Roll hands over each other)

The wipers on the bus go "Swish, swish, swish
Swish, swish, swish, swish, swish, swish"
The wipers on the bus go "Swish, swish, swish
All through the town.
(Move arms back and forth like windshield wiper)


The door on the bus goes open and shut
Open and shut, open and shut
The door on the bus goes open and shut
All through the town.
(Open and shut hands)

The windows on the bus go Up and Down, Up and
Down, Up and Down
The windows on the bus go Up and Down,
All through the town.
(Move arms up and down)

The horn on the bus go "Beep, beep, beep
Beep, beep, beep, beep, beep, beep"
The horn on the bus go "Beep, beep, beep
All through the town.
(Pretend to beep horn)

The baby on the bus says, "Wah, wah, wahi
Wah, wah, wah, wah, wah, wahi"
The baby on the bus says, "Wah, wah, wahi
All through the town.
(Pretend crying like a baby)

The mommy on the bus says, "Shh, shh, shh
Shh, shh, shh, shh, shh, shh"
The mommy on the bus says, "Shh, shh, shh
All through the town.
(Put fingers to lips)



PEEP and the Big Wide World™

Explore Measuring with Your Child

Out and About

Big steps, little steps. On the sidewalk or driveway, use chalk to measure your foot and your child's foot. Ask: *Whose foot is bigger? Whose foot is smaller?* Count how many steps it takes to get to a destination, putting one foot in front of the other, heel-to-toe. Talk about the results: *Why do you think you made more steps and I made fewer steps?* Don't be surprised if your child thinks you made more steps because your feet are bigger!

Rocks and pebbles. Fill a small bag with an item you find outside, such as rocks. Talk about what you are doing: *Let's find some big rocks to fill this bag.* Empty the bag and put the items in a pile. Then choose something smaller, such as pebbles. Ask: *Do you think we'll need more little pebbles than big rocks to fill up the bag?* Empty the bag again and compare the two piles.

In the House

Tall, taller, tallest. Talk about how much your child has grown since he or she was a baby. *When you were born, you were about as long as that backpack. You are so much bigger and taller now!* Using paper towel rolls, measure how tall your child is. Then measure favorite stuffed animals. Use words like tall/taller and short/shorter as you talk about what you discover.

Make it, bake it. Choose a simple recipe or ready-made mix. Read the ingredients list with your child and talk about what you'll need for measuring: teaspoons, tablespoons, cups. Have your child help you measure each ingredient. *We need one cup of milk and one teaspoon of cinnamon. Look, a teaspoon is just a small amount.*

Watch *Peep and the Big Wide World* on public television.

Visit peepandthebigwideworld.org for fun games, family science and math activities, videos to watch, and much more!

Find *Peep and the Big Wide World* on Facebook. 